

# QDA 2009-2010



# Getting Started

## Quaker Digital Academy Student Home Page

### Attendance

Please Log In

Username:

Password:

Log In

If you've forgotten your password, please call 1-866-968-7032.



- You can reach this page by going to then main QDA page: [www.go2qda.org](http://www.go2qda.org) and then clicking on “GO TO CLASS.”
- You can set this website as your Home Page and save it to the Favorites list on your computer

# Attendance Program



The screenshot shows a login form titled "Attendance Please Log In". It contains two input fields: "Username:" with the value "firstlastname" and "Password:" with the value "Last 4 digits of SSN". Below the fields is a "Log In" button. At the bottom, there is a link: "If you've forgotten your password, [email](#) the helpdesk."

## **Attendance is required.**

Attendance is logging in daily (at least 5 days a week) and working on submissions for your classes.

**Failure to meet attendance requirements constitutes removal from Quaker Digital Academy.**

# After logging in...

The screenshot shows a web interface for attendance tracking. At the top left is a "Log Off" button. The main header is "Attendance" with a "Welcome!" message. Below this, it states "0 days attended for the 2007 - 2008 school year." A calendar for July 2008 is displayed, with days 1 through 31. The day 30 is highlighted in green, indicating it is the current day and marked as "Day Present". All other days are highlighted in yellow, indicating they are "Day Missed". A legend at the bottom right shows a green square for "Day Present" and a yellow square for "Day Missed". At the bottom of the page, there are navigation links: [VLA](#) | [LI](#) | [Novel Stars](#) | [University of Missouri](#). A large black arrow points from the text "Program Links & Announcements" to these links.

**Program Links & Announcements**

[VLA](#) | [LI](#) | [Novel Stars](#) | [University of Missouri](#)

After logging in, your attendance calendar will highlight the day's date green. At the bottom are links to enter your classes and announcements.



# Attendance Procedures

- If you are going to be offline for more than a week (due to family vacation when school is in session), you must email this information to Mr. Eckert and all of your teachers. If you are not online working and haven't communicated with us ahead of time, you will be marked unexcused. Remember that you are responsible for completing your assignments for the time you will miss before you leave. You can also call the office.
- If you are hospitalized or have a medical problem that prevents you from working for more than a couple of days, a doctor's excuse is required. Upon your return, you will need to make up your missed work to get caught up and stay on schedule with your completion of classes.



# Absences

- We have to treat attendance exactly like traditional schools. The state of Ohio has Compulsory Attendance laws. If you have too many unexcused absences, then truancy papers could be filed against the student and parent.
- The office toll free number is 1-866-968-7032 or locally, 330-339-7242.

# Sign In

- Log in Page



The login form is titled "stars suite" with a blue star logo. It contains three input fields: "Institution", "Login Name", and "Password". A yellow "Login" button is located at the bottom right of the form.


You will access this program **after** logging your daily attendance. There is a NovelStars link on the QDA Student Home Page.

# Login Information

- Fill in the blanks:

Use **npcs** for the INSTITUTION name.

(Make sure you use all lower case letters, and no spaces.)

EdOptions  [Home](#) [Products](#) [About Us](#) [Success Stories](#) [Support](#) [News](#) [Contact](#)



The screenshot shows a login form for the 'stars suite'. The form has a green background with a blue star logo. It contains three input fields: 'Institution', 'Login Name', and 'Password'. A yellow 'Login' button is located at the bottom right of the form. An arrow from the text on the left points to the 'Institution' input field.

# ID and Password

Use your  
Login name  
(**firstlastname**)  
and Password  
(**Last 4 digits of  
SSN**)



stars  
suite

Institution

Login Name

Password

Login

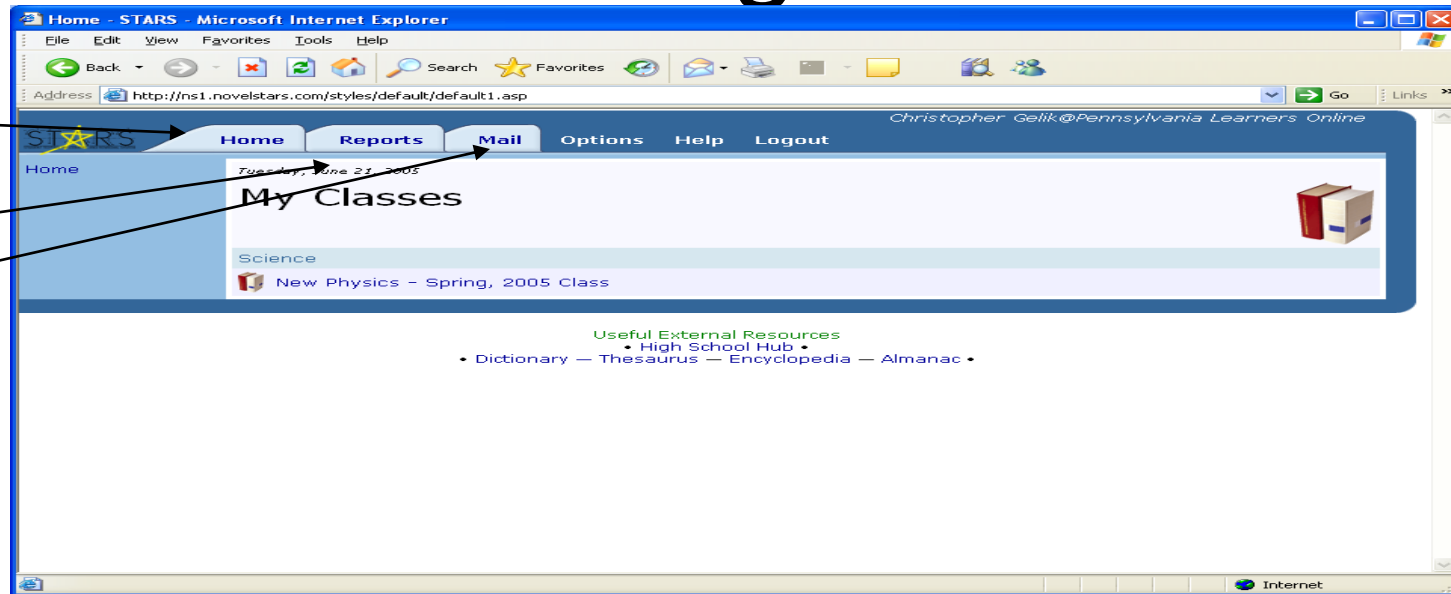
Then click the  
LOGIN icon.

# Novel Stars Main Page

HOME

REPORTS

MAIL



The home tab will always bring you back to your main course page. At the beginning of most semesters there is an introduction that gives you specific information about that course. This would include general course information, what you'll be expected to do, any materials that are necessary or helpful, etc. Once you have read the course overview, use the mouse to click on lesson one to begin your course of study.

# Institution Notices



Wednesday, July 23, 2008  
demostudent@New Philadelphia City Schools

[New Mail](#) • [Reports](#) • [Options](#) • [Help](#) • [Logoff](#)

[Home](#)

## Institution Notice



From: Steve Eckert@Ohio.New Philadelphia City Schools

Date: Friday, June 27, 2008 1:44:29 PM

QDA Students only (not Summer School students),

If you are enrolled in a Pre-Assessment course, then you must complete the pre-assessment activity within 2 hours before the assessment is automatically closed. This assessment is only to benefit you and possibly eliminate some assignments that you already have mastery in. The assessment score **DOES NOT** get included in your semester average.

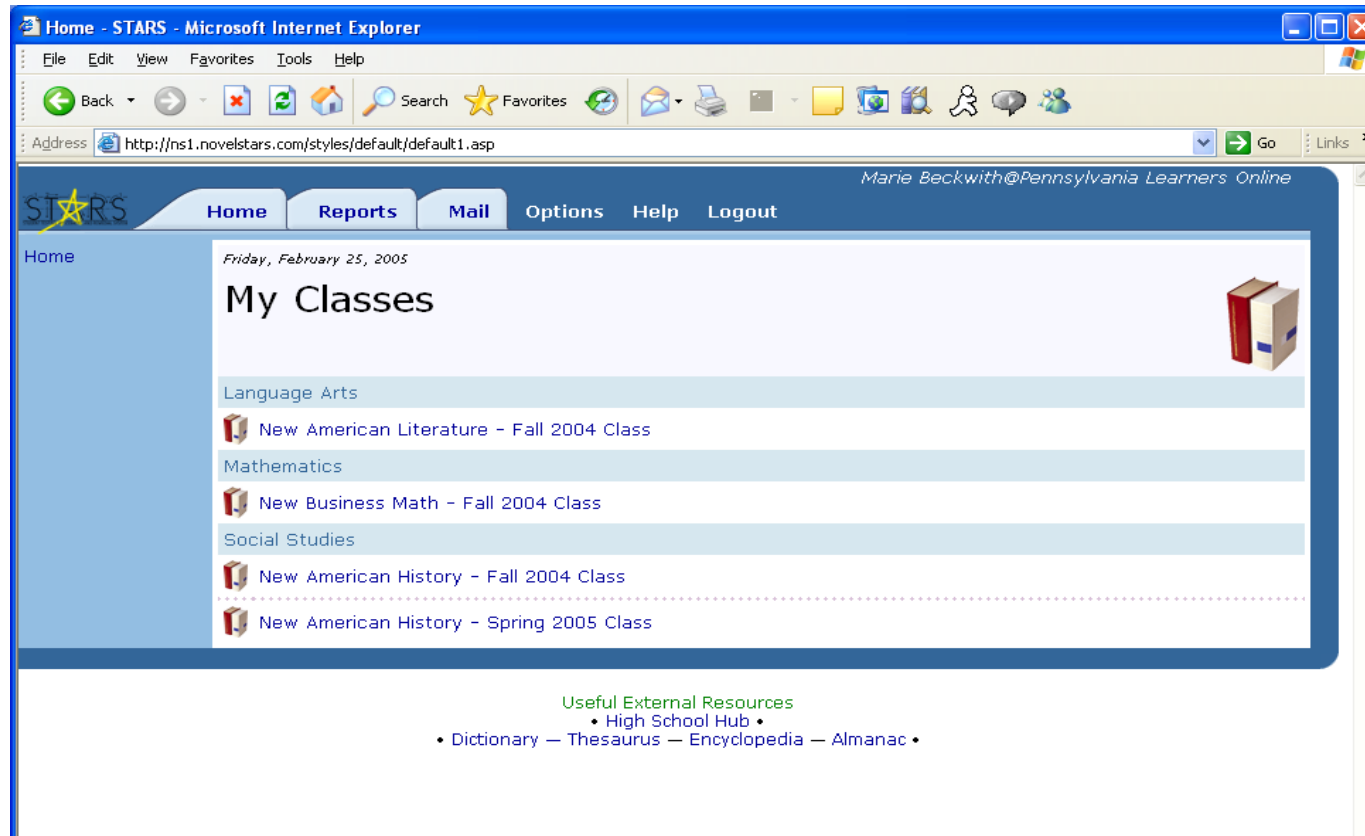
Remember to keep clicking the "Save My Work So I Can Continue Later" button at the bottom every couple of minutes so the program does not time you out. You will only get one chance to take the pre-assessment. If you choose to not answer the pre-assessment, that is fine and your choice. However, you still must open it and click the "Submit My Answers" button before your lessons and assignments become accessible on your screen.

Mr. Eckert

QDA Principal/Director

Make sure you thoroughly read any Institution Notices. They are put there for a reason...to be read. Do not click on the green checkmark to delete it from your screen until you have read and understood the message. If you don't understand, then email Mr. Eckert for further explanation.

# Your courses



Also on your main page, you will see your class list. If you notice any errors in the classes, please contact Mr. Eckert immediately. These are links that you click to enter your classroom and do your work. Complete your semesters and lessons in sequential order.

# To enter a class:

To enter a class,  
click on the  
name of that  
class.

The screenshot shows a Microsoft Internet Explorer browser window displaying the STARS web application. The address bar shows the URL <http://ns1.novelstars.com/styles/default/default1.asp>. The page title is "Home - STARS - Microsoft Internet Explorer". The navigation menu includes "Home", "Reports", "Mail", "Options", "Help", and "Logout". The user is identified as "Marie Beckwith@Pennsylvania Learners Online". The main content area is titled "My Classes" and lists several classes under the heading "Friday, February 25, 2005". The classes listed are:

- Language Arts
  - [New American Literature - Fall 2004 Class](#)
- Mathematics
  - [New Business Math - Fall 2004 Class](#)
- Social Studies
  - [New American History - Fall 2004 Class](#)
  - [New American History - Spring 2005 Class](#)

At the bottom of the page, there is a section for "Useful External Resources" with links to "High School Hub", "Dictionary", "Thesaurus", "Encyclopedia", and "Almanac".

# Pre-Assessment Courses

Students will receive an Individualized Course Outline based on the results of an Initial Assessment. The individualized course outline will consist of lessons, including submissions, in which the student failed to score at a pre-determined mastery level.

Home

## My Classes

### Mathematics



08-09 Math 8 Sem 1 (Pre-Assessment)(Mrs.Giesey)

#### Useful External Resources

- High School Ace •
- Dictionary — Thesaurus — Encyclopedia — Almanac •

If you are enrolled in a Pre-Assessment course, you have an opportunity to eliminate some of your assignments by completing the assessment. The assessment score **DOES NOT** get included in your semester average. If there is no pre-assessment test and the words “Pre-Assessment” or “Preassess” do not appear in the class title, then you are in a Standard course and you can start your course work right away. You will be presented with all of the course work assigned by the teacher.



# Pre-Assessment Courses: Initial Assessment

- Remember to keep clicking the *"Save My Work So I Can Continue Later"* button at the bottom every couple of minutes so the program does not time you out.
- You will only get one chance to take the pre-assessment.
- If you choose to not answer the pre-assessment, that is fine and your choice. However, you still must click the *"Submit My Answers"* button before your lessons and assignments become accessible on your screen.

# Your lessons

Within your course, you will see lessons and submissions. To begin your lesson readings, click on the lesson name.

The screenshot shows a Microsoft Internet Explorer browser window with the title 'American Literature - Browse All Courseware - STARS - Microsoft Internet Explorer'. The address bar contains the URL 'http://ns1.novelstars.com/styles/default/default1.asp?action=701&course=5'. The page content includes a navigation menu on the left with 'Home', 'All Courseware', and 'American Literature'. The main content area shows the date 'Monday, June 20, 2005' and the course title 'American Literature' with the subtitle 'Language Arts course from Educational Options'. A link 'Click here for a compilation of online lessons' is present. Below this is a 'View' dropdown set to 'Compact' and a section for 'Semester 1'. The list includes: 'Lesson 1: The Beginnings' (with a book icon), 'Submission 1', 'Lesson 2: Puritan Poetry: Bradstreet and Taylor' (with a book icon), 'Submission 2', 'Lesson 3: William Byrd and Jonathan Edwards' (with a book icon), 'Submission 3', 'Lesson 4: Benjamin Franklin and The Age Of Reason' (with a book icon), and 'Submission 4' (with a document icon). An arrow from the text on the left points to the 'Lesson 1: The Beginnings' link.

**Don't forget to read the Introduction of the course!**

# External Links

Look for additional links to click.

Remember to take notes!

Lesson 1: The Beginnings - American Literature - Browse All Courseware - STARS - Microsoft Internet Explorer

File Edit View Favorites Tools Help

Back Forward Stop Refresh Home Search Favorites Home Mail Print Taskbar

Address <http://ns1.novelstars.com/styles/default/default1.asp?action=702&course=5&item=234> Go Links

All Courseware  
American Literature

## American Literature

Language Arts course from Educational Options

[Click here](#) for a compilation of online lessons

### Lesson 1: The Beginnings

**Reading Assignment:**

Note: After you have finished reading and taking notes on Chapter 1 (online), you may proceed directly to the submission for this lesson. Ask your teacher to see if you are required to complete any additional exercises mentioned below.

*Adventures in American Literature*, pages 1-25

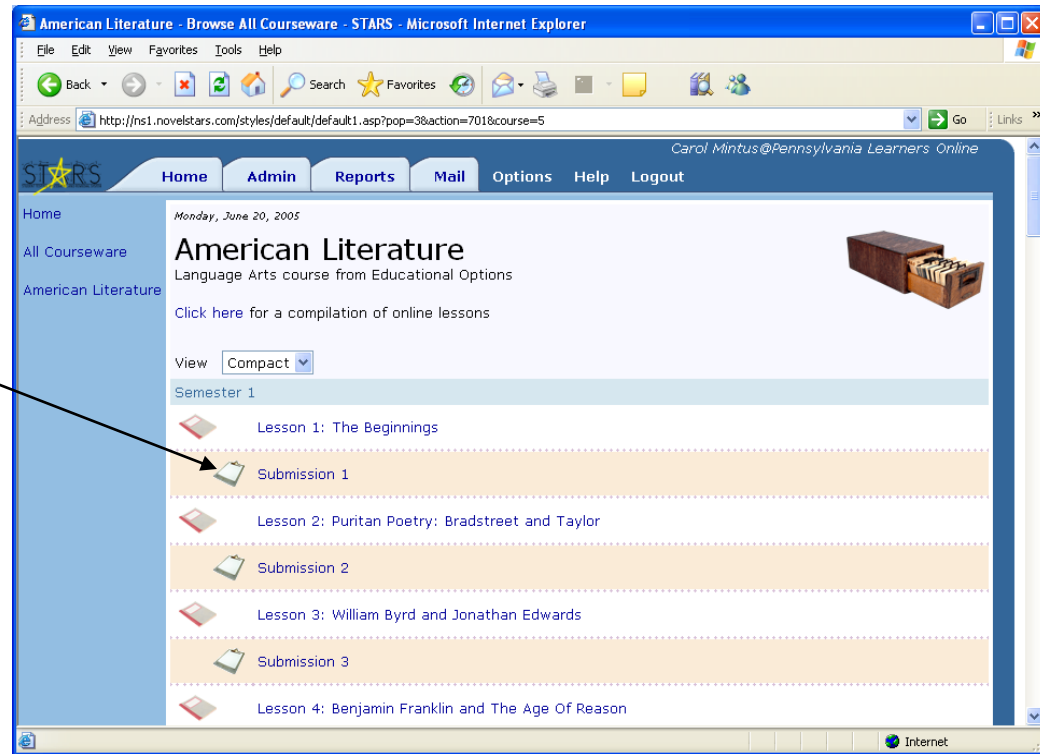
**Essentials of American Literature Textbook** - [Click here](#) to read chapter 1

**Background**

In the late fifteenth and early sixteenth centuries, Europe was a boiling pot of chaos and unrest. In England, because improvements in the methods of farming cost many farm laborers their jobs, unemployed, unskilled workers streamed into the cities. The cities could not provide the necessary work and housing, and the British government was unable to aid the poor and homeless. Hundreds were forced into poor houses--where they were barely kept alive--or crime.

# Locating Assignments (Submissions)

Click on the number to access your test.



Once you have completed the readings and have taken notes, you may complete your assigned submission, which is an online test.



# Work Completion

- For two semester courses, you should submit at least one assignment per class per week to stay on schedule.
- Your classes must be finished in 180 school days from the date of your enrollment.

# Course Changes

All course changes must be made within the first 10 days of the new school year (or date of course enrollment). Once the 10 days have passed, students will not be able to drop a class until the end of the semester. Students dropping a class at that time will receive a “Withdraw Failing.” This failing grade will be calculated into the student’s GPA.

# Plagiarism

- ❑ **Plagiarism will not be tolerated for short answer and extended response questions.**
- ❑ Plagiarism is copying an answer from any source to answer a question. This includes copying an answer from a book, an online lesson, any online site, or anything printed by someone other than you.
- ❑ To show that you have actually learned the material, you must put ALL answers in your own words.
- ❑ If you plagiarize an answer, you will receive zero credit and will redo the entire submission.

# Chapter Review

Home > New 08 Health Semester 1 (SE) Class

## New 08 Health Semester 1 (SE) Class

Steve Eckert

### Submission 1

You have looked at it two times before. There are 68 questions worth 68 points.

SPECIAL NOTE TO STUDENTS: For assistance with this submission please [click here](#) at anytime to review the online chapter.

#### Part 1

**DIRECTIONS:** Read each sentence and decide whether it is **TRUE** or **FALSE**.

(Each question is worth 1 point)

1. The World Health Organization defines health in terms of physical, mental, and social well-being.

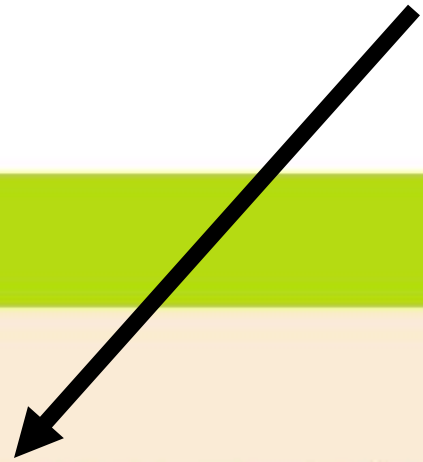
True

False

2. Major causes of death today are classified as chronic diseases.

True

False



After reading the lesson and the e-text, you are ready to complete the Chapter Review.

# Completing Submissions

- **BE CAREFUL:** If you have a mouse with a wheel, using the wheel may not actually select your intended response. Please use the left click key on your mouse to make accurate selections.
- To not be dependent on an internet connection all the time, save the web page to your computer's hard drive and complete the work offline. You can save those pages to your computer by going to the menu on top and selecting File and Save. Then you will only need to be online to submit the answers.
- **DO NOT COPY AND PASTE** in the SUBMISSIONS and EXAMS with any text from another web page. This creates a glitch and the teacher will be unable to grade it and you will have to do everything over.
- Save a copy of your Chapter Reviews to use for the final exam.
- Make sure you keep selecting the **Save Your Work** button at the bottom every couple of minutes so you don't get timed out.

# Saving and Submitting

Click to Save

The screenshot shows a Microsoft Internet Explorer window titled "Submission 35 - STARS". The address bar displays the URL: <http://ns1.novelstars.com/styles/default/default1.asp?action=3&item=9878705>. The page contains five true/false questions, each with a radio button for "True" and "False".

- True  False
2. Eudora Welty was influenced by William Faulkner.  
 True  False
3. Allen Tate founded the hub of southern writers: the Algonquin Club.  
 True  False
4. Robert Penn Warren was a famous critic as well as writer.  
 True  False
5. Flannery O'Conner died at a young age.  
 True  False

At the bottom of the page, there are two buttons: "Save My Work So I Can Continue Later" (with a blue notebook icon) and "Submit My Answers" (with a purple notebook icon). Below these buttons is a section titled "Useful External Resources" with links to "Dictionary", "Thesaurus", "Encyclopedia", and "Almanac".

If you wish to go back and review before submitting your test, you simply click “**Save My Work.**” This will allow you to come back later and continue your test or change answers. ***Do not click Submit My Answers until you are totally finished.***

# Don't Use the Back Button!

The screenshot shows a web application interface with several navigation elements. Two arrows labeled "Bread Crumb Trail" point to the breadcrumb path: "Home > New 08 Health Semester 1 (SE) Class". Two arrows labeled "Tabs" point to the navigation menu: "New Mail • Reports • Options • Help • Logoff". The interface includes a header with the "stars suite." logo, a date and email address, and a table with columns for "Item Status", "Class Item", and "Grade".

**Bread Crumb Trail**

**Tabs**

stars suite.

Wednesday, July 23, 2008  
demostudent@New Philadelphia City Schools

Home > New 08 Health Semester 1 (SE) Class

New Mail • Reports • Options • Help • Logoff

New 08 Health Semester 1 (SE) Class

Steve Eckert

| Item Status | Class Item   | Grade |
|-------------|--------------|-------|
| New         | Introduction |       |

Never use the Back button when working in this program. Always use the Tabs at the top right or the bread crumb trail on the top left. Using the Back button may result in lost work or other errors.

# Submit to teacher

Submit  
to your  
teacher

Submission 35 - STARS - Microsoft Internet Explorer

Address <http://ns1.novelstars.com/styles/default/default1.asp?action=3&item=9878705>

True  False

2. Eudora Welty was influenced by William Faulkner.

True  False

3. Allen Tate founded the hub of southern writers: the Algonquin Club.


True  False


4. Robert Penn Warren was a famous critic as well as writer.

True  False

5. Flannery O'Connor died at a young age.

True  False

 Save My Work So I Can Continue Later

 Submit My Answers

Useful External Resources

- High School Hub •
- Dictionary — Thesaurus — Encyclopedia — Almanac •

Internet

When your submission is completed, click “Submit My Answers” to send your work to your teacher to be graded.

# Teacher Comments

## Submission 15

Graded on Wednesday, November 14, 2007 at 8:32:07 AM. 12 out of 14 questions correct worth 17 out of 20 points. The percentile grade is 85.00%



*"For short answer #1, you forgot to name 2 health hazards from organic solvents."—Mrs. Smith(Science/L.Arts)*



### Part 1

Select the answer which best completes the following statement or question: (Each question is worth 1 point)

1. What could you do to make a gas dissolve faster in a liquid.

cool the liquid and decrease the pressure

heat the liquid and decrease the pressure

cool the liquid and increase the pressure

heat the liquid and increase the pressure

Correct

When you complete the assignment and click on the "Submit" button at the end of the lesson, some or all of your work will be instantly graded by the program. Until you click the submit button, you may change your answer as often as you would like. After your submission or test has been graded, be sure to look over it to check for errors and to read any comments your online teacher may have entered. If a particular question in the review was difficult to answer, write it down on paper along with the answer and keep it for your notes. These tough questions often appear on your exams and writing them down often helps in recalling answers.

# Complete and In Progress

Monday, June 20, 2005

## New American Literature - Spring 2005 Class

Carol Mintus, Ms. Beer and Ms. Pidro

| Item Status | Class Item                               | Grade  |
|-------------|--|--------|
| Complete    | Lesson 19: Unrest in America             |        |
| Complete    | Submission 19                            | 92.31% |
| Complete    | Lesson 20: Mark Twain and The Gilded Age |        |
| Complete    | Submission 20                            | 84.13% |
| Complete    | Lesson 21: Local Colorists               |        |
| Complete    | Submission 21                            | 65.15% |
| In Progress | Lesson 22: Realism: Howells and Cather   |        |
| New         | Submission 22                            |        |

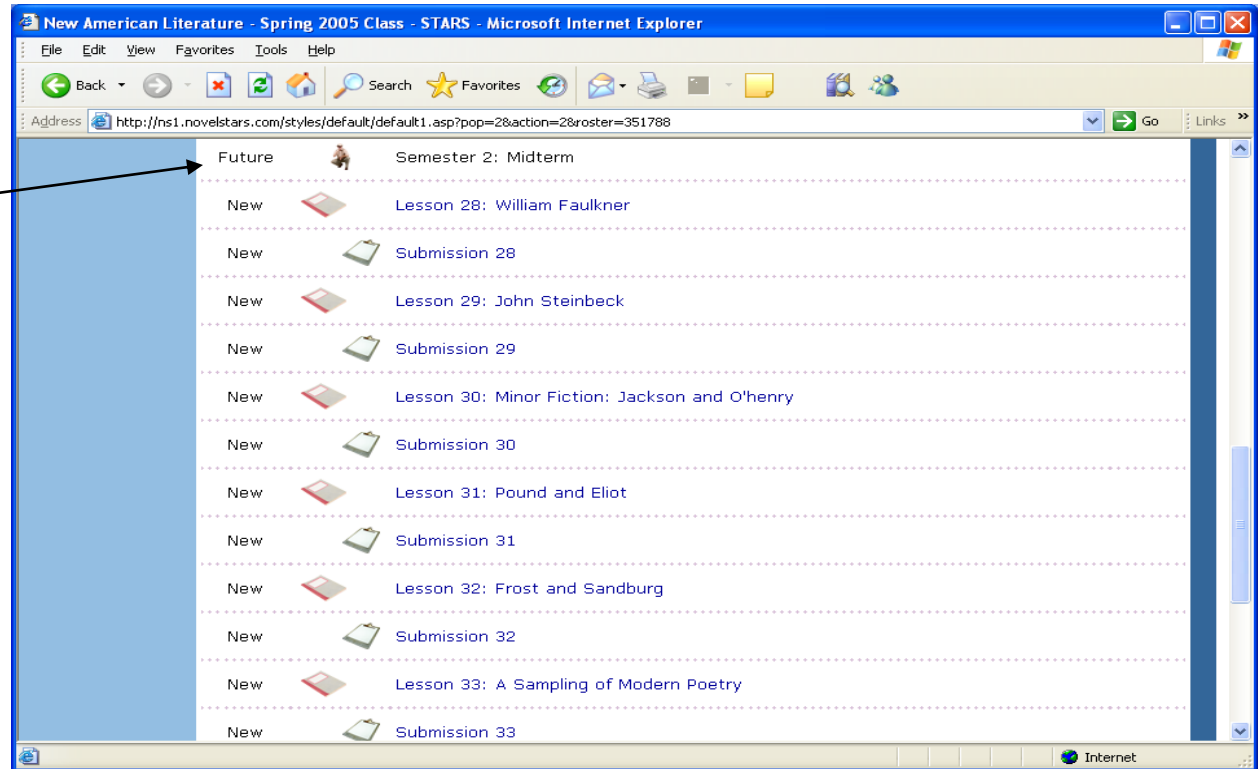
Complete

In Progress

Once a submission is graded by your teacher or automatically graded, it will show on your course page as **Complete**. If you are still working on a submission, and have not yet submitted it to your teacher for grading, it will show as **In Progress**. If an assignment has been submitted to your teacher, and has not yet been graded, it will show as **Waiting To Be Graded**.

# Midterms and Finals

Midterms and Final Exams **MUST** be opened by your Teacher.



Your midterms and final exams can only be opened by your teacher. They will always show as FUTURE until your teacher opens the exam. **When you have completed the lessons in order and are ready for the midterm or semester final, you must email the teacher of that class and ask for it to be opened.** The teacher will then decide if you're ready for the test. (In PreAssessment courses, the Final will be displayed at the top of the page.)

# Requesting Midterms and Finals

Subject: 08-09 Computer Technology (Pre-Assessment) (Mr. Eckert)



Mr. Eckert,

My submissions up to the midterm have been accepted, finalized, and graded by you. If you feel I'm ready, please open my midterm.

Thank you,

John Doe

When emailing a teacher to request a midterm or final be opened, you **MUST** include the full subject name and semester of the course you are requesting in the **Subject** box of the email (see example above). Requests will be denied if this basic information is omitted from the email.

# External Resource Sites

|          |  |        |                        |
|----------|--|--------|------------------------|
| Complete |  Lesson 25: Using Health Services                                 |        |                        |
| Complete |  Lesson 26: Safety and Accident Prevention                        |        |                        |
| Complete |  Lesson 27: First Aid   |        |                        |
| Complete |  Lesson 28: Views about Sexual Relationships and Responsibilities |        |                        |
| Complete |  Submission 8   | 97.10% | Last Wednesday 11:04am |
| Complete |  Final Exam   | 86.67% | Today 10:43am          |

## Useful External Resources

- High School Ace •
- Dictionary — Thesaurus — Encyclopedia — Almanac •


At the bottom of each page is a selection of external resource sites such as Dictionary, Encyclopedia, and Thesaurus. High School Ace is a great site for subject help.

# New Mail



Wednesday, July 23, 2008  
demostudent@New Philadelphia City Schools

[New Mail](#) • [Reports](#) • [Options](#) • [Help](#) • [Logoff](#)



When the student logs in, the first item to check is whether new mail is waiting for the student or if there are any new Institution or Class Notices. The student needs to go to his/her email to read and reply to any messages before entering any classes each day.

# Email



The program has an internal mail system. You may only mail the teachers and administrators assigned to your classes. To contact your online teacher, you must (1) click on the “**Mail**” tab at the top of the page, (2) click on “**Compose Message**” located in the left hand column of the mail page, (3) select (highlight) your teacher’s name, (4) briefly describe your reason in the “**Subject**” box, and (5) type your message and click **Send**.



# Composing Email

- You must use **correct spelling, capitalization, and grammar.**
- **No Instant Messaging** or abbreviated words.
- **No Flaming** (yelling). Don't use all capital letters.
- Remember, this is still school!

# Emailing Specifics

Subject: 08-09 Computer Technology (Pre-Assessment) (Mr. Eckert)

Mr. Eckert,

Regarding Lesson 9: Word Processing; paragraph 7.

I'm having difficulty understanding how a comment can be inserted in a document. I would appreciate your help on this.

Thank you,

Jane Doe

When emailing a teacher to request help, include the following information:  
**Course name and semester** in the Subject box (exactly like the title on the student view)

**Lesson number** in the message box.

Be **very specific** with your question or problem.














# Reports

| Class   | Taken | Total | Finished Date (EST) | Average |
|---|-------|-------|---------------------|---------|
| <b>Language Arts</b>  |       |       |                     |         |
|  07-08 English I Sem 2 (Mrs. Sleutz)        | 20    | 20    | 7/6/2008 8:50pm     | 92.53%  |
| <b>Mathematics</b>  |       |       |                     |         |
|  07-08 Algebra I Sem 1 (teacher:Mrs. Giese) | 20    | 20    | 6/14/2008 8:40pm    | 84.17%  |
| <b>Science</b>  |       |       |                     |         |
|  07-08 Phys. Science Sem 2 (Dr. Degler)     | 14    | 14    | 6/20/2008 11:02am   | 79.09%  |
|  07-08 Health (Dr. Degler)                  | 10    | 10    | 6/24/2008 8:41am    | 88.46%  |
| <b>Social Studies</b>   |       |       |                     |         |
|  07-08 World History Sem 2 (Mr. Neff)       | 19    | 20    |                     | 83.01%  |

The **Reports** page is the location of the total of submissions that have been submitted by the student. ***However, the Reports screen does NOT indicate if the submission or exam was actually approved and accepted by the teacher. To view the actual completed and accepted work, click on each class link in this screen.***

***Parents should not assume work is being completed on time and done successfully just because they see the program screen on or by asking the student.***

# Report Breakdown

| Test   | Correct | Total | Grade   | Date/Time (EST) |
|--|---------|-------|---------|-----------------|
|  Submission 14       | 12      | 22    | 54.55%  | 3/22/2008       |
|  Submission 15       | 6       | 20    | 30.00%  | 3/22/2008       |
|  Submission 16       | 9       | 13    | 69.23%  | 3/21/2008       |
|  Submission 17       | 29      | 30    | 96.67%  | 3/24/2008       |
|  Submission 18       | 15      | 15    | 100.00% | 3/31/2008       |
|  Submission 19       | 22      | 22    | 100.00% | 4/1/2008        |
|  Semester 2: Midterm | 23      | 30    | 76.67%  | 6/4/2008        |
|  Submission 20       | 31      | 32    | 96.88%  | 4/20/2008       |
|  Submission 21       | 36      | 44    | 81.82%  | 4/25/2008       |
|  Submission 22       | 18      | 19    | 94.74%  | 4/25/2008       |
|  Submission 23      | 24      | 31    | 77.42%  | 4/25/2008       |
|  Submission 24     | 19      | 25    | 76.00%  | 4/25/2008       |
|  Submission 25     | 18      | 27    | 66.67%  | 4/25/2008       |
|  Semester 2: Exam  | 52      | 60    | 86.67%  | 6/20/2008       |
|  | 314     | 390   |         |                 |

This Report/Class screen indicates the actual submissions that have been accepted by the teacher with a final grade. **Parents need to check these individual course reports weekly!**

# Getting Timed Out



Wednesday, July 23, 2008  
demostudent@New Philadelphia City Schools

[New Mail](#) • [Reports](#) • [Options](#) • [Help](#) • [Logoff](#)

To logout, simply click Logoff



**Please note:** If you do not save, change pages, refresh or reload a page for more than 15 minutes, the system will automatically log you out and you will need to login again to continue your work. There is nothing built in to notify you when your time is up. **Keep saving your submission answers to reload the page or you will lose your answers. It is highly suggested that you write your answers on paper as you work on-line in case you get timed out and have to start the test over.**




# Grading Scale

This is New Philadelphia City School's percent to letter grade scale:

- A – 90% or higher
- B – 80% to 89%
- C – 70% to 79%
- D – 60% to 69%


# Honor Roll



- To be eligible for this honor:
- You must meet your weekly work requirements of at least one submission per subject per week.
- You must maintain a cumulative G.P.A. (Grade Point Average) of 3.5 or higher.
- This will be calculated bi-annually at the completion of your first semester and second semester.

Only High School grades get reported in the newspaper. Everyone will be in our newsletter that makes either the Honor or Merit Roll.

# Merit Roll



- To be eligible for this honor:
- You must meet your weekly work requirements of at least one submission per subject per week.
- You must maintain a cumulative G.P.A. (Grade Point Average) of 3.0 through 3.49.
- This will be calculated bi-annually at the completion of your first semester and second semester.



# Testing Dates 2009-2010

**October 5-9, 2009**

Ohio Achievement Test, Grade 3 Reading only

**October 26-November 8, 2009**

Ohio Graduation Tests for Grades 11 and above

**March 15-28, 2010**

Ohio Graduation Tests for Grades 10 and above

**April 19-May 7, 2010**

Ohio Achievement Tests, Grades 3-8

**June 14-27, 2010**

Ohio Graduation Tests (intervention required)

ALL OHIO STUDENTS are mandated by the state to participate in standardized tests. You **MUST** attend on the assigned day(s) to complete all state testing. If you fail to attend, you will be **withdrawn from QDA**.

# Study Island

- All students will be required to complete work for their Ohio Achievement Test or Ohio Graduation Test in this test prep program.
- If a High School student has passed all sections of the OGT, then the student is exempt from doing Study Island test prep.
- To log in: (link at bottom of attendance calendar page)
  - firstnamelastname@qda
  - Last 4 digits of SS#

# Keeping on Track

2008-2009 NP/QDA School Year

| Sunday   | Monday        | Tuesday  | Wednesday   | Thursday | Friday       | Saturday |
|--|---------------|--|-------------|----------|--------------|----------|
| 24 Aug 2008  | 25            | 26   | 27          | 28       | 29           | 30       |
|  | <b>8/25</b> ← | <b>Example: 1<sup>st</sup> day of enrollment</b> |             |          |              |          |
| 31   | 1 Sep         | 2  | 3           | 4        | 5            | 6        |
|  | <b>9/1</b>    |  |             |          |              |          |
| 7  | 8             | 9  | 10          | 11       | 12           | 13       |
| 14   | 15            | 16   | 17          | 18       | 19           | 20       |
| <b>1 submission completed/graded per class per week</b>                                    |               |  |             |          |              |          |
| 21   | 22            | 23   | 24          | 25       | 26           | 27       |
| 28   | 29            | 30   | 1 Oct       | 2        | 3            | 4        |
|  |               |  | <b>10/1</b> |          |              |          |
| 5  | 6             | 7  | 8           | 9        | 10           | 11       |
| 12   | 13            | 14   | 15          | 16       | 17           | 18       |
| 19   | 20            | 21   | 22          | 23       | 24           | 25       |
| <b>9 weeks later the first 9 submissions of each class need to be submitted and graded</b> |               |  |             |          | <b>10/24</b> |          |



# Keeping Track: Explained

- Very simply, know the week of your enrollment date and count forward for the total of submissions due from each course.
- Do not include the weeks for Winter and Spring Breaks.
- For **parents** and **students**, this is **extremely important** to keep track of.

# Get Ahead!



Work hard to be week ahead of schedule. Also, realize if you're emailing a question, it may not get returned until sometime the next day. The teachers are not required to email or grade during the weekends. Grading has a 2-day turnaround during the school week. You must consider these situations when deadlines are mandatory.

## ***Why would a student be suspended by the system?***

- Answer: Three scenarios exist for a student to be suspended by the Stars Suite system:
  - A student may be trying to access an item they do not have access to by changing the URL (Web site address) in the address bar of Internet Explorer. For example, the student may be trying to change the numbers in the URL to access a midterm or final before it has been released by the teacher, or to gain access to disabled or inactive course items or classes.
  - A student logs off and another student logs into the same computer and attempts to use the back button of Internet Explorer to access another student's work.
  - A student logs off and another student logs into the same computer and attempts to use the history feature of Internet Explorer to access another student's work.

***Attempting to get into an unauthorized account or page is academic dishonesty.***

## ***I can't log in to Stars Suite. What can I do to log in?***

- **Make sure you are enabling cookies. Open Internet Explorer and click on the Tools menu. Select Internet Options from the menu. Click on the Security tab and make sure your Privacy level is set to medium.**
- **Try clearing your cache. Open Internet Explorer, click on Internet Options, click on Delete Cookies (Figure 1, 1) and choose Yes to confirm. Click on Delete Files (Figure 1, 2), place a check in the Delete All Offline Content checkbox, and click on OK. It may take a few minutes for the hour glass to disappear. Click on Clear History (Figure 1, 3) and choose Yes to confirm. *(Picture on next slide.)***

# Internet Explorer Settings

Figure 01



Open Internet Explorer, click on Internet Options, click on Delete Cookies (Figure 1, 1) and choose Yes to confirm.

Click on Delete Files (Figure 1, 2), place a check in the Delete All Offline Content checkbox, and click on OK.

Click on Clear History (Figure 1, 3) and choose Yes to confirm.



# Browser Options

- If you are having trouble using Internet Explorer, try using Mozilla Firefox or Opera instead. Occasionally, the entire submission will be cut short and a change to another browser may solve this temporary server issue.
- Regardless of the browser you're using, make sure you are using updated versions.

# Moving?



- Please inform the office immediately if you have a new address and/or any new phone numbers. We mail out several important items during the year and may need to call you by phone for some issues.

# Contacts

- Mrs. Smith, Curriculum/Instruction/NovelStars Coordinator
  - Available at the New Towne Mall office.
  - 330-339-7218 or toll free 1-866-968-7032
  - [smiths@go2qda.org](mailto:smiths@go2qda.org)
- Mrs. Westbrook, High School Guidance Counselor
  - Available 8 – 3 at NPHS for all QDA credit, transcripts, and scheduling questions
  - 330-364-0667
  - [westbrookj@npschools.org](mailto:westbrookj@npschools.org) or use the NovelStars email
- Mr. Eckert, Principal
  - [eckerts@go2qda.org](mailto:eckerts@go2qda.org) or use the NovelStars email
  - 330-343-8185

# When Do I Begin?

1. Start with the QDA home page and click on Go To Class and log in.
2. Then click on the NovelStars link below your attendance calendar.
3. After logging into NovelStars, your first assignment is to send an email to each of your teachers to let them know that you are active in your courses. Your email should include the name and semester of the course you are taking and a short introduction of yourself. Good luck!

## Compose New Message

Send Cancel

Subject: 09-10 Economics Semester 1 (Mr. Smith)

To: Dr. Degler  
Jill Westbrook  
Mr. Neff (S.Studies/Math)  
Mr. Smith (History/Econ)  
Mrs. Beachy (Math)

Paragraph B I U ABC x<sub>2</sub> x<sup>2</sup> | [Text Alignment Icons] | [List Icons] | [Link/Quote Icons] | [Color/Font Icons]

Dear Mr. Smith,

I am a new student in the first semester of your Economics class. I understand that I am to complete at least one assignment for your class each week. Is there any other important information I should know as I begin working?

Sincerely,

Jane Doe